

# HEATING & COOLING COIL PRODUCTS



## DRY AIR COOLERS

Small footprint low profile  
6, 8, 10, 12 or 16 pole fan motors  
Noise levels to ISO 3745  
Wetted surface option  
Variable fan speed option

# HEATING & COOLING COIL PRODUCTS

These ranges of Dry Air Coolers are designed with high quality features and low cost offering real value for money to the user for a diverse range of applications.

**HCL** 37 - 550 kW  
6, 8 & 12 Pole Fans  
Horizontal or Vertical  
Air Flow

**M** 53 - 720 kW  
6, 8, 10, 12 & 16 Pole Fans  
Horizontal or Vertical  
Air Flow

**NV & NW** 48 - 1004 kW  
6, 8, 10, 12 & 16 Pole Fans  
  
Vertical Airflow V and W  
configuration coils.  
Low Profile

**V & BV** 142 - 1085 kW  
6, 8, 10, 12 & 16 Pole Fans  
  
Vertical Airflow V and W  
configuration coils.  
Higher Profile -  
Minimum Footprint.



## DRY AIR COOLERS

### APPLICATIONS

To dissipate heat from water/glycol cooling systems applied to water cooled air conditioning plant and winter free cooling systems for computer room installations. Other applications include industrial water cooling systems, furnaces, plastic moulding machines, transformers, engines and generators, combined heat & power schemes and waste heat dissipaters.

### Specification

**COIL.** Manufactured from 1/2" o.d. seamless copper tube expanded into collared aluminium plate fins. Headers are copper with screwed BSP Male or BS4504 PN16 Bimetal Flanged Flow and Return connections. Brazed joints are made with silver bearing copper alloy for strength. Coils are pressure tested to 16 bar G. air under water.

**CASING.** Heavy gauge galvanised sheet steel finished in polyester powder coat to BS4800 00A05 Goose Wing Grey.

**FANS.** Reinforced multiblade polypropylene propeller fan with die cast hub, keyed and locked onto motor shaft. The fan runs in a formed bell mouth orifice for efficiency and low noise.

**MOTORS.** Totally enclosed foot mounting class f insulated metric frame to IP 55 specification 380/420 3ph 50Hz. Other voltages, 60Hz and Flameproof motors are available.

**GUARDS.** The fans are covered by a one piece circular formed steel wire compliance guard, plastic dip coated.

**WIRING.** All motors are wired with 4 core cable to separate terminals contained in a weatherproof enclosure mounted at the connection end of the unit.

### OPTIONAL FEATURES

- Polyester Coated Aluminium Fins
- Copper Fins
- Tinned Copper Fins
- Fan Off Cycle Temperature Control Panel
- PWM Inverter Fan Speed Control Panel
- Wetted Surface Cooling

### Selection

Capacity tables are based on 25% ethylene glycol/water. 5K  $\Delta T$  between inlet and outlet water temperatures and 15K TD between inlet water temperature and ambient drybulb temperature.

The units are suitable for a wide range of capacities dependent on operating conditions, please contact our sales office for a quick selection for a particular application.



## WETTED SURFACE "ADIABATIC" COOLING

### Concept

Wetted Surface "Adiabatic" Cooling enables Dry Air Coolers to be designed to operate with an approach temperature of 6°C to ambient wetbulb temperature. Therefore with a design ambient of 20°C wetbulb it is possible to achieve fluid outlet temperatures of 26°C. The water is only needed when the load and ambient dry bulb temperature exceeds a predetermined set point, with very few hours of wetted surface operation over a year. The question of causing possible conditions for legionella is no more than that of normal climate conditions of rain. The water used for wetting is quite small and is totally lost, not recycled or retained. Regional weather data analysis shows a typical 120 hours per year when ambient exceed 22°C.

### Description

The V configuration Dry Air Coolers can be adapted to take advantage of latent cooling effect in adverse conditions of high ambient dry bulb temperatures. Reversion back to dry air cooling takes place on lowering of temperature. All features of temperature control by fan off cycling with low or residential fan speeds are retained.

The Wetted Surface option enables units to be economically sized for a lower ambient thus saving space and capital cost. Alternatively, units may be selected for cooling water solutions to a temperature below the ambient dry bulb approaching conditions near to evaporative towers.

### Components

Each coil has a special water distribution system to ensure that each fin is evenly wetted. The very large surface areas of the coils assures that evaporation takes place efficiently with the very minimum of wastage. The normal dry air cooler is regulated by fan off cycling by thermostat switches; a further thermostatic switch brings on the wetting cycle, only after all the fans are running. An electronic device controls the solenoid valve controlling the flow of water to reduce wastage of overspill water to a minimum. To prevent scale deposits the water can be pre-treated by proprietary scale prevention device. Connection to water mains requires a double check valve.

### Selection

The evaporation produces an effective temperature drop of the circulating air to an equivalent ambient of 3°C above the prevailing wet bulb temperature. Thus an ambient of 30°C dry bulb, 20°C wet bulb will be reduced to an ambient dry bulb for selection purposes of 20°C + 3°C = 23°C. Evaporation loss of water per 100 kW heat rejection will be 0.25 kg per minute for every 1°C above selection dry bulb ambient. Typical evaporation loss per annum in southern England will be 2500 kg per annum per 100 kW.

### THE WETTED SURFACE PACKAGE COMPRISES OF:

Fresh water inlet manifold, inlet solenoid valve and evaporation controller, which can be added to the fan cycle control panel or interface with a process controller.

### Temperature Control

All units can be supplied with a factory fitted control panel to control the outlet water/glycol temperature.

### Fan Off Cycle Temperature Control

A temperature sensor is placed in a pocket in the outlet header, this monitors the leaving water temperature signaling the thermostat to switch fans on and off to maintain the outlet water/glycol temperature within the differential limits of the thermostat set point. The number of fans determines the number of steps of control available.

**THE STANDARD PANEL COMPRISES OF THE FOLLOWING COMPONENTS:** IP65 weatherproof enclosure with door interlocked isolator, main circuit breaker, control circuit breaker, fan contactors with motor rated overloads, anti-condensation heater, multi step thermostat.

**OPTIONAL EXTRAS MAY INCLUDE:** Common fan trip indication, individual fan trip indication, remote enable, BMS interface.

### Inverter Fan Speed Control

A PWM (Pulse Width Modulation) frequency inverter is supplied which varies the AC frequency and voltage to vary the fan speed in response to a 0 - 10 V DC or 4 - 20 mA proportional signal input from a temperature interface module or external process. Standard fan motors are used.

The inverter has a simple alphanumeric display to enable a quick and easy set up without special equipment. The package is supplied in a ventilated weatherproof enclosure with door interlocked isolator and motor contactors and overloads.

### NOISE LEVELS

The Institute of Sound and Vibration Research Consultancy Services have carried out Independent noise tests at Southampton University. Sound Power levels were measured to ISO 3745, sound pressure levels are derived for a hemispherical free field on a single reflecting plane.

### CORRECTION FACTORS FOR OTHER DISTANCES.

| Distance M | 5  | 6    | 8  | 10  | 12   | 16 | 32  | 64  |
|------------|----|------|----|-----|------|----|-----|-----|
| db+/-      | +6 | +4.5 | +2 | 1.0 | -1.5 | -4 | -10 | -16 |

### HYDRAULIC RESISTANCE

The coils will be factory circuited to handle the required flow rate of fluid with a pressure drop in the order of 10 - 95 kPa.

HCL

M

NV  
NW

V  
BV

INSTALLATIONS

# HCL Capacities 37 - 460 kW

## Vertical or Horizontal Airflow 6, 8 & 12 Pole Fans

### HCL 6 POLE FANS 930 RPM

| Model       | Cap kW<br>5KRange<br>15KTD | Air<br>Vol<br>m3/s | Coil data  |            | Fan data |      |     | dbA<br>@10m |
|-------------|----------------------------|--------------------|------------|------------|----------|------|-----|-------------|
|             |                            |                    | Area<br>m2 | Vol<br>dm3 | No       | kW   | FLC |             |
| HCL/6 320   | 60                         | 8                  | 111        | 24         | 2        | 0.75 | 2.6 | 61          |
| HCL/6 350   | 77                         | 8                  | 166        | 35         | 2        | 0.75 | 2.6 | 61          |
| HCL/6 390   | 92                         | 8                  | 222        | 47         | 2        | 0.75 | 2.6 | 61          |
| HCL/6 520   | 116                        | 12                 | 250        | 53         | 3        | 0.75 | 2.6 | 63          |
| HCL/6 585   | 138                        | 12                 | 333        | 71         | 3        | 0.75 | 2.6 | 63          |
| HCL/6 690   | 154                        | 16                 | 333        | 71         | 4        | 0.75 | 2.6 | 64          |
| HCL/6 780   | 184                        | 15                 | 444        | 94         | 4        | 0.75 | 2.6 | 64          |
| HCL/6 865   | 193                        | 20                 | 416        | 88         | 5        | 0.75 | 2.6 | 65          |
| HCL/6 975   | 230                        | 19                 | 554        | 118        | 5        | 0.75 | 2.6 | 65          |
| HCLD/6 1040 | 232                        | 24                 | 499        | 106        | 2x3      | 0.75 | 2.6 | 66          |
| HCLD/6 1170 | 276                        | 23                 | 665        | 141        | 2x3      | 0.75 | 2.6 | 66          |
| HCLD/6 1380 | 308                        | 32                 | 665        | 141        | 2x4      | 0.75 | 2.6 | 67          |
| HCLD/6 1560 | 368                        | 31                 | 887        | 188        | 2x4      | 0.75 | 2.6 | 67          |
| HCLD/6 1730 | 386                        | 40                 | 832        | 176        | 2x5      | 0.75 | 2.6 | 68          |
| HCLD/6 1950 | 460                        | 39                 | 1109       | 235        | 2x5      | 0.75 | 2.6 | 68          |

### HCL 8 POLE FANS 700 RPM

| Model       | Cap kW<br>5KRange<br>15KTD | Air<br>Vol<br>m3/s | Coil data  |            | Fan data |      |     | dbA<br>@10m |
|-------------|----------------------------|--------------------|------------|------------|----------|------|-----|-------------|
|             |                            |                    | Area<br>m2 | Vol<br>dm3 | No       | kW   | FLC |             |
| HCL/8 320   | 52                         | 6                  | 111        | 24         | 2        | 0.40 | 1.8 | 52          |
| HCL/8 350   | 64                         | 6                  | 166        | 35         | 2        | 0.40 | 1.8 | 52          |
| HCL/8 390   | 73                         | 6                  | 222        | 47         | 2        | 0.40 | 1.8 | 52          |
| HCL/8 520   | 96                         | 9                  | 250        | 53         | 3        | 0.40 | 1.8 | 54          |
| HCL/8 585   | 110                        | 9                  | 333        | 71         | 3        | 0.40 | 1.8 | 54          |
| HCL/8 690   | 128                        | 12                 | 333        | 71         | 4        | 0.40 | 1.8 | 55          |
| HCL/8 780   | 146                        | 12                 | 444        | 94         | 4        | 0.40 | 1.8 | 55          |
| HCL/8 865   | 160                        | 15                 | 416        | 88         | 5        | 0.40 | 1.8 | 56          |
| HCL/8 975   | 183                        | 14                 | 554        | 118        | 5        | 0.40 | 1.8 | 56          |
| HCLD/8 1040 | 192                        | 18                 | 499        | 106        | 2x3      | 0.40 | 1.8 | 57          |
| HCLD/8 1170 | 220                        | 17                 | 665        | 141        | 2x3      | 0.40 | 1.8 | 57          |
| HCLD/8 1380 | 256                        | 24                 | 665        | 141        | 2x4      | 0.40 | 1.8 | 58          |
| HCLD/8 1560 | 292                        | 23                 | 887        | 188        | 2x4      | 0.40 | 1.8 | 58          |
| HCLD/8 1730 | 320                        | 30                 | 832        | 176        | 2x5      | 0.40 | 1.8 | 59          |
| HCLD/8 1950 | 366                        | 29                 | 1109       | 235        | 2x5      | 0.40 | 1.8 | 59          |

### HCL 12 POLE FANS 460 RPM

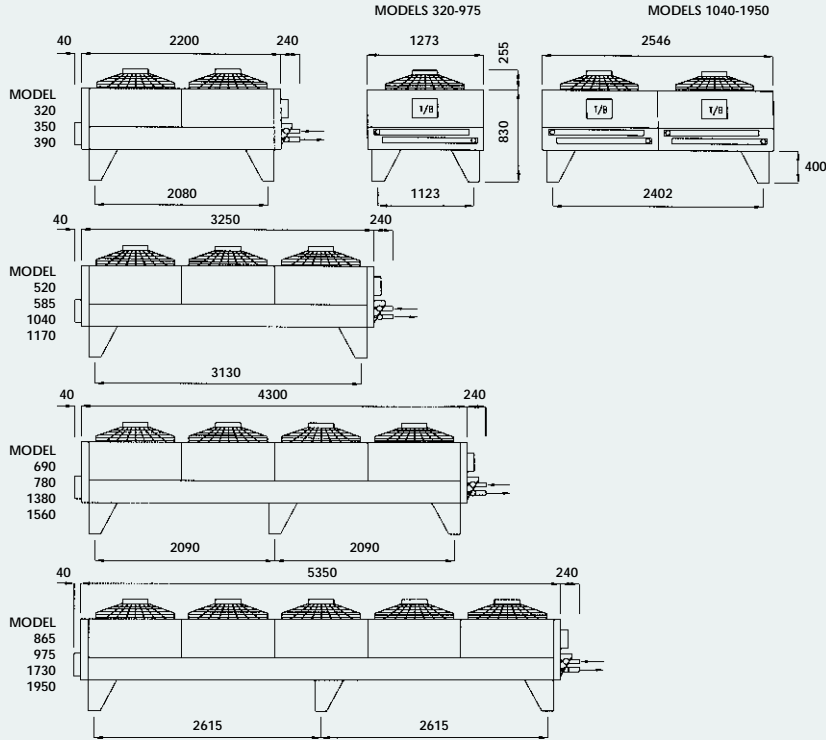
| Model        | Cap kW<br>5KRange<br>15KTD | Air<br>Vol<br>m3/s | Coil data  |            | Fan data |      |     | dbA<br>@10m |
|--------------|----------------------------|--------------------|------------|------------|----------|------|-----|-------------|
|              |                            |                    | Area<br>m2 | Vol<br>dm3 | No       | kW   | FLC |             |
| HCL/12 320   | 37                         | 4                  | 111        | 24         | 2        | 0.15 | 1.1 | 41          |
| HCL/12 350   | 38                         | 4                  | 166        | 35         | 2        | 0.15 | 1.1 | 41          |
| HCL/12 390   | 52                         | 4                  | 222        | 47         | 2        | 0.15 | 1.1 | 41          |
| HCL/12 520   | 57                         | 6                  | 250        | 53         | 3        | 0.15 | 1.1 | 43          |
| HCL/12 585   | 78                         | 6                  | 333        | 71         | 3        | 0.15 | 1.1 | 43          |
| HCL/12 690   | 76                         | 8                  | 333        | 71         | 4        | 0.15 | 1.1 | 44          |
| HCL/12 780   | 104                        | 8                  | 444        | 94         | 4        | 0.15 | 1.1 | 44          |
| HCL/12 865   | 95                         | 10                 | 416        | 88         | 5        | 0.15 | 1.1 | 45          |
| HCL/12 975   | 130                        | 10                 | 554        | 118        | 5        | 0.15 | 1.1 | 45          |
| HCLD/12 1040 | 114                        | 12                 | 499        | 106        | 2x3      | 0.15 | 1.1 | 46          |
| HCLD/12 1170 | 156                        | 12                 | 665        | 141        | 2x3      | 0.15 | 1.1 | 46          |
| HCLD/12 1380 | 152                        | 16                 | 665        | 141        | 2x4      | 0.15 | 1.1 | 47          |
| HCLD/12 1560 | 208                        | 15                 | 887        | 188        | 2x4      | 0.15 | 1.1 | 47          |
| HCLD/12 1730 | 190                        | 20                 | 832        | 176        | 2x5      | 0.15 | 1.1 | 48          |
| HCLD/12 1950 | 260                        | 19                 | 1109       | 235        | 2x5      | 0.15 | 1.1 | 48          |



# HCL Dimensions & Weights

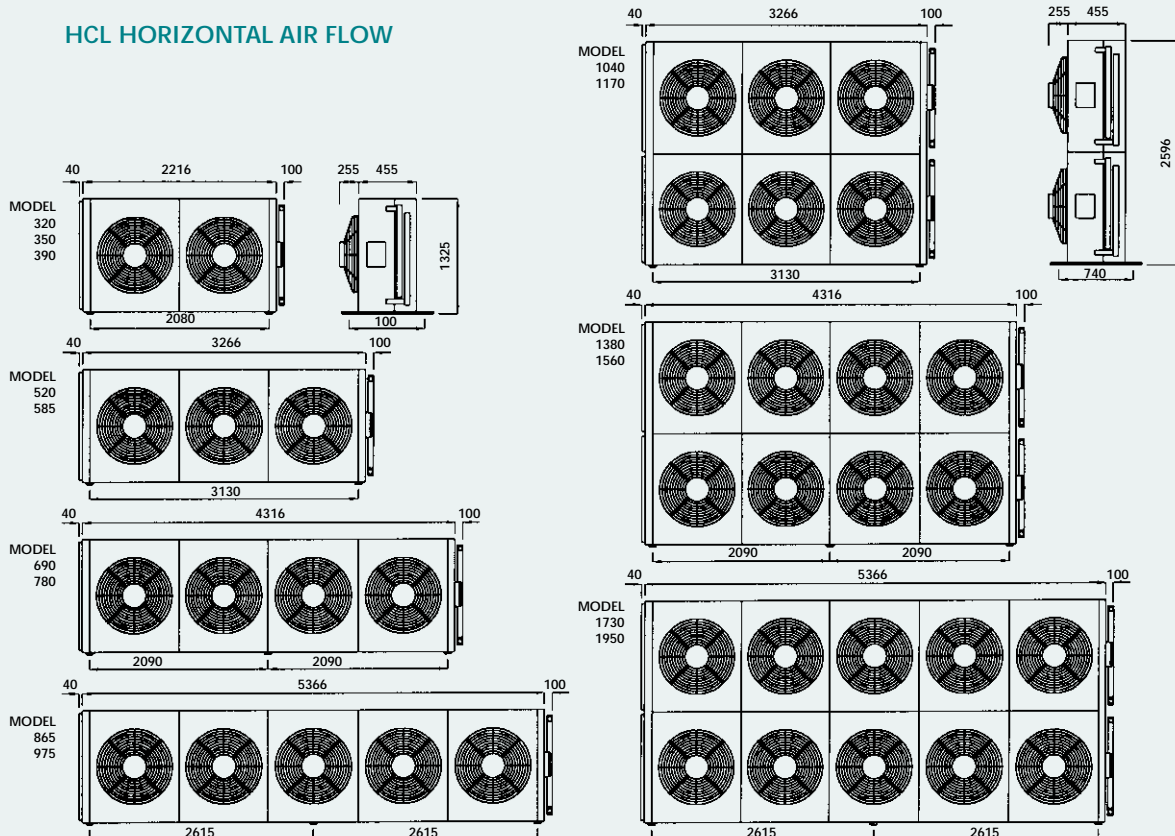


## HCL VERTICAL AIR FLOW



| Model | Wt kg Al | Wt kg Cu |
|-------|----------|----------|
| 320   | 268      | 303      |
| 350   | 311      | 365      |
| 390   | 355      | 426      |
| 520   | 452      | 532      |
| 585   | 509      | 615      |
| 690   | 592      | 699      |
| 780   | 662      | 805      |
| 865   | 732      | 866      |
| 975   | 712      | 890      |
| 1040  | 720      | 800      |
| 1170  | 777      | 883      |
| 1380  | 952      | 1059     |
| 1560  | 1023     | 1165     |
| 1730  | 1185     | 1319     |
| 1950  | 1269     | 1447     |

## HCL HORIZONTAL AIR FLOW





# M Capacities 53 - 720 kW

## Vertical or Horizontal Airflow 6, 8 10, 12 & 16 Pole Fans

MC 6 POLE FANS 930 RPM

| Model    | Cap kW<br>5KRange<br>15KTD | Air Vol<br>m3/s | Coil data  |            | Fan data |     |     | dbA<br>@10m |
|----------|----------------------------|-----------------|------------|------------|----------|-----|-----|-------------|
|          |                            |                 | Area<br>m2 | Vol<br>dm3 | No       | kW  | FLC |             |
| MC 450   | 106                        | 11.8            | 268        | 39         | 2        | 2.2 | 5.9 | 64          |
| MC 520   | 120                        | 11.0            | 358        | 53         | 2        | 2.2 | 5.9 | 64          |
| MC 675   | 158                        | 17.8            | 402        | 59         | 3        | 2.2 | 5.9 | 66          |
| MC 800   | 180                        | 16.5            | 536        | 79         | 3        | 2.2 | 5.9 | 66          |
| MC 900   | 211                        | 23.7            | 536        | 79         | 4        | 2.2 | 5.9 | 67          |
| MC 1050  | 240                        | 22.0            | 715        | 105        | 4        | 2.2 | 5.9 | 67          |
| MC 1150  | 263                        | 29.6            | 670        | 99         | 5        | 2.2 | 5.9 | 68          |
| MC 1325  | 300                        | 27.2            | 894        | 131        | 5        | 2.2 | 5.9 | 68          |
| MCD 1400 | 316                        | 35.6            | 804        | 118        | 2x3      | 2.2 | 5.9 | 69          |
| MCD 1600 | 360                        | 33.1            | 1073       | 158        | 2x3      | 2.2 | 5.9 | 69          |
| MCD 1800 | 422                        | 47.7            | 1072       | 158        | 2x4      | 2.2 | 5.9 | 70          |
| MCD 2200 | 480                        | 44.2            | 1430       | 210        | 2x4      | 2.2 | 5.9 | 70          |
| MCD 2300 | 526                        | 59.6            | 1340       | 197        | 2x5      | 2.2 | 5.9 | 71          |
| MCD 2650 | 600                        | 55.2            | 1788       | 263        | 2x5      | 2.2 | 5.9 | 71          |
| MCD 2760 | 632                        | 71.5            | 1608       | 237        | 2x6      | 2.2 | 5.9 | 72          |
| MCD 3180 | 720                        | 66.2            | 2145       | 315        | 2x6      | 2.2 | 5.9 | 72          |

MR 12 POLE FANS 460 RPM

| Model    | Cap kW<br>5KRange<br>15KTD | Air Vol<br>m3/s | Coil data  |            | Fan data |      |     | dbA<br>@10m |
|----------|----------------------------|-----------------|------------|------------|----------|------|-----|-------------|
|          |                            |                 | Area<br>m2 | Vol<br>dm3 | No       | kW   | FLC |             |
| MR 450   | 68                         | 6.8             | 225        | 39         | 2        | 0.25 | 1.6 | 44          |
| MR 520   | 76                         | 6.3             | 299        | 53         | 2        | 0.25 | 1.6 | 44          |
| MR 675   | 101                        | 10.2            | 337        | 59         | 3        | 0.25 | 1.6 | 45          |
| MR 800   | 114                        | 9.5             | 449        | 79         | 3        | 0.25 | 1.6 | 45          |
| MR 900   | 135                        | 13.7            | 449        | 79         | 4        | 0.25 | 1.6 | 47          |
| MR 1050  | 152                        | 12.6            | 599        | 105        | 4        | 0.25 | 1.6 | 47          |
| MR 1150  | 169                        | 17.1            | 561        | 99         | 5        | 0.25 | 1.6 | 48          |
| MR 1325  | 190                        | 15.7            | 748        | 131        | 5        | 0.25 | 1.6 | 48          |
| MRD 1400 | 202                        | 20.4            | 674        | 118        | 2x3      | 0.25 | 1.6 | 48          |
| MRD 1600 | 228                        | 19.0            | 898        | 158        | 2x3      | 0.25 | 1.6 | 48          |
| MRD 1800 | 270                        | 27.4            | 898        | 158        | 2x4      | 0.25 | 1.6 | 50          |
| MRD 2200 | 304                        | 25.2            | 1197       | 210        | 2x4      | 0.25 | 1.6 | 50          |
| MRD 2300 | 338                        | 34.2            | 1123       | 197        | 2x5      | 0.25 | 1.6 | 51          |
| MRD 2650 | 380                        | 31.4            | 1497       | 263        | 2x5      | 0.25 | 1.6 | 51          |
| MRD 2760 | 405                        | 41.1            | 1347       | 237        | 2x6      | 0.25 | 1.6 | 51          |
| MRD 3180 | 456                        | 37.7            | 1796       | 315        | 2x6      | 0.25 | 1.6 | 51          |

ML 8 POLE FANS 700 RPM

| Model    | Cap kW<br>5KRange<br>15KTD | Air Vol<br>m3/s | Coil data  |            | Fan data |     |     | dbA<br>@10m |
|----------|----------------------------|-----------------|------------|------------|----------|-----|-----|-------------|
|          |                            |                 | Area<br>m2 | Vol<br>dm3 | No       | kW  | FLC |             |
| ML 450   | 93                         | 9.4             | 268        | 39         | 2        | 1.1 | 3.4 | 55          |
| ML 520   | 106                        | 9.1             | 358        | 53         | 2        | 1.1 | 3.4 | 55          |
| ML 675   | 139                        | 14.0            | 402        | 59         | 3        | 1.1 | 3.4 | 56          |
| ML 800   | 159                        | 13.7            | 536        | 79         | 3        | 1.1 | 3.4 | 56          |
| ML 900   | 185                        | 18.8            | 536        | 79         | 4        | 1.1 | 3.4 | 58          |
| ML 1050  | 211                        | 18.2            | 715        | 105        | 4        | 1.1 | 3.4 | 58          |
| ML 1150  | 231                        | 23.6            | 670        | 99         | 5        | 1.1 | 3.4 | 59          |
| ML 1325  | 264                        | 22.8            | 894        | 131        | 5        | 1.1 | 3.4 | 59          |
| MLD 1400 | 278                        | 28.3            | 804        | 118        | 2x3      | 1.1 | 3.4 | 59          |
| MLD 1600 | 318                        | 27.4            | 1073       | 158        | 2x3      | 1.1 | 3.4 | 59          |
| MLD 1800 | 370                        | 37.9            | 1072       | 158        | 2x4      | 1.1 | 3.4 | 61          |
| MLD 2200 | 422                        | 36.7            | 1430       | 210        | 2x4      | 1.1 | 3.4 | 61          |
| MLD 2300 | 462                        | 47.2            | 1340       | 197        | 2x5      | 1.1 | 3.4 | 62          |
| MLD 2650 | 528                        | 45.7            | 1788       | 263        | 2x5      | 1.1 | 3.4 | 62          |
| MLD 2760 | 554                        | 56.7            | 1608       | 237        | 2x6      | 1.1 | 3.4 | 62          |
| MLD 3180 | 634                        | 54.9            | 2145       | 315        | 2x6      | 1.1 | 3.4 | 62          |

MZ 16 POLE FANS 930 RPM

| Model    | Cap kW<br>5KRange<br>15KTD | Air Vol<br>m3/s | Coil data  |            | Fan data |      |     | dbA<br>@10m |
|----------|----------------------------|-----------------|------------|------------|----------|------|-----|-------------|
|          |                            |                 | Area<br>m2 | Vol<br>dm3 | No       | kW   | FLC |             |
| MZ 450   | 53                         | 4.7             | 225        | 39         | 2        | 0.15 | 1.2 | 37          |
| MZ 520   | 56                         | 4.4             | 299        | 53         | 2        | 0.15 | 1.2 | 37          |
| MZ 675   | 79                         | 7.0             | 337        | 59         | 3        | 0.15 | 1.2 | 39          |
| MZ 800   | 84                         | 6.6             | 449        | 79         | 3        | 0.15 | 1.2 | 39          |
| MZ 900   | 105                        | 9.4             | 449        | 79         | 4        | 0.15 | 1.2 | 40          |
| MZ 1050  | 112                        | 8.8             | 599        | 105        | 4        | 0.15 | 1.2 | 40          |
| MZ 1150  | 132                        | 11.7            | 561        | 99         | 5        | 0.15 | 1.2 | 41          |
| MZ 1325  | 140                        | 11.0            | 748        | 131        | 5        | 0.15 | 1.2 | 41          |
| MZD 1400 | 158                        | 14.0            | 674        | 118        | 2x3      | 0.15 | 1.2 | 42          |
| MZD 1600 | 168                        | 13.2            | 898        | 158        | 2x3      | 0.15 | 1.2 | 42          |
| MZD 1800 | 210                        | 18.8            | 898        | 158        | 2x4      | 0.15 | 1.2 | 43          |
| MZD 2200 | 224                        | 17.6            | 1197       | 210        | 2x4      | 0.15 | 1.2 | 43          |
| MZD 2300 | 264                        | 23.4            | 1123       | 197        | 2x5      | 0.15 | 1.2 | 44          |
| MZD 2650 | 280                        | 22.0            | 1497       | 263        | 2x5      | 0.15 | 1.2 | 44          |
| MZD 2760 | 317                        | 28.1            | 1347       | 237        | 2x6      | 0.15 | 1.2 | 45          |
| MZD 3180 | 336                        | 26.4            | 1796       | 315        | 2x6      | 0.15 | 1.2 | 45          |

MQ 10 POLE FANS 560 RPM

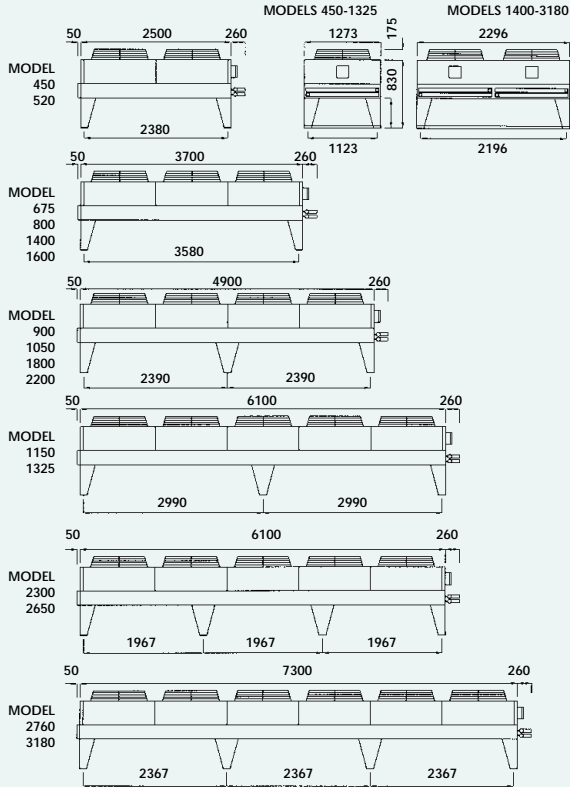
| Model    | Cap kW<br>5KRange<br>15KTD | Air Vol<br>m3/s | Coil data  |            | Fan data |      |     | dbA<br>@10m |
|----------|----------------------------|-----------------|------------|------------|----------|------|-----|-------------|
|          |                            |                 | Area<br>m2 | Vol<br>dm3 | No       | kW   | FLC |             |
| MQ 450   | 77                         | 8.2             | 160        | 40         | 2        | 0.55 | 2.5 | 48          |
| MQ 520   | 88                         | 7.6             | 214        | 54         | 2        | 0.55 | 2.5 | 48          |
| MQ 675   | 115                        | 12.3            | 240        | 60         | 3        | 0.55 | 2.5 | 49          |
| MQ 800   | 132                        | 11.5            | 320        | 81         | 3        | 0.55 | 2.5 | 49          |
| MQ 900   | 153                        | 16.6            | 320        | 81         | 4        | 0.55 | 2.5 | 51          |
| MQ 1050  | 175                        | 15.2            | 427        | 108        | 4        | 0.55 | 2.5 | 51          |
| MQ 1150  | 192                        | 20.7            | 401        | 101        | 5        | 0.55 | 2.5 | 52          |
| MQ 1325  | 210                        | 19.0            | 534        | 134        | 5        | 0.55 | 2.5 | 52          |
| MQD 1400 | 230                        | 24.7            | 481        | 121        | 2x3      | 0.55 | 2.5 | 52          |
| MQD 1600 | 264                        | 23.0            | 641        | 161        | 2x3      | 0.55 | 2.5 | 52          |
| MQD 1800 | 306                        | 33.2            | 641        | 161        | 2x4      | 0.55 | 2.5 | 54          |
| MQD 2200 | 350                        | 30.5            | 855        | 215        | 2x4      | 0.55 | 2.5 | 54          |
| MQD 2300 | 384                        | 41.4            | 801        | 202        | 2x5      | 0.55 | 2.5 | 55          |
| MQD 2650 | 420                        | 38.0            | 1068       | 269        | 2x5      | 0.55 | 2.5 | 55          |
| MQD 2760 | 460                        | 49.7            | 961        | 242        | 2x6      | 0.55 | 2.5 | 55          |
| MQD 3180 | 504                        | 45.6            | 1282       | 323        | 2x6      | 0.55 | 2.5 | 55          |



# M Dimensions & Weights

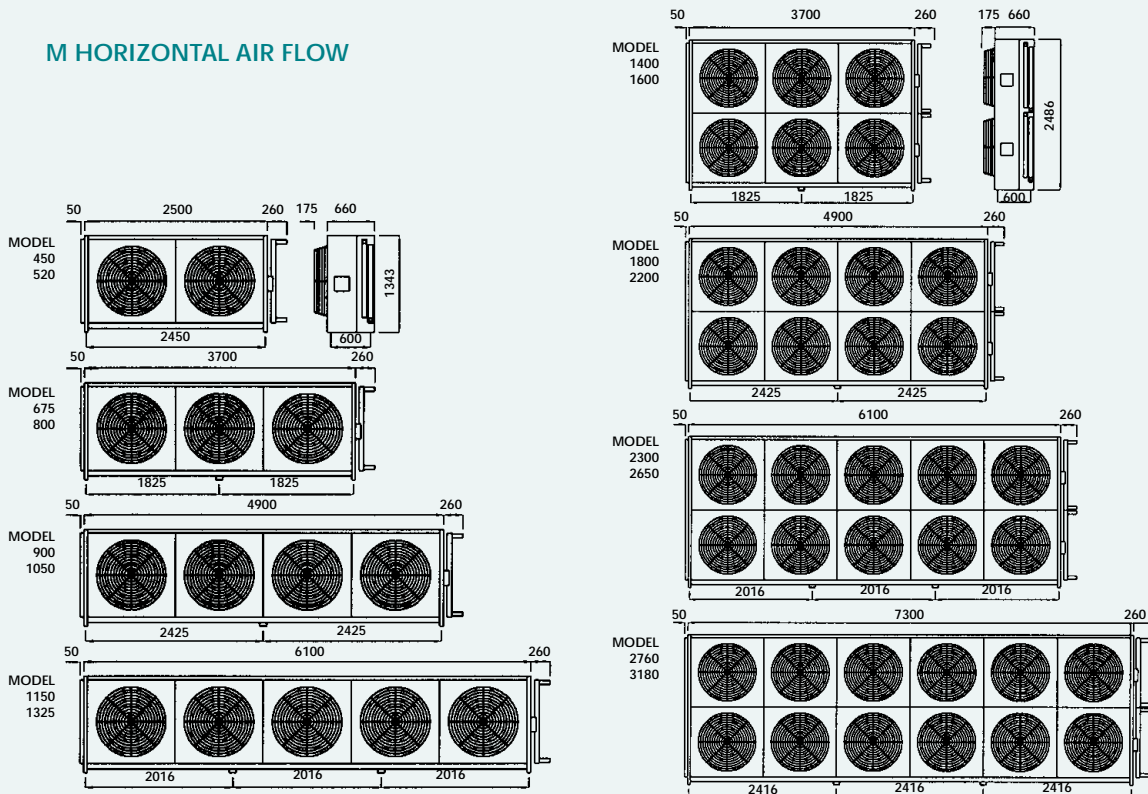


## M VERTICAL AIR FLOW



| Model | Wt kg      | Wt kg      | Wt kg            | Wt kg            |
|-------|------------|------------|------------------|------------------|
|       | Al         | Cu         | Al               | Cu               |
|       | 6 & 8 Pole | 6 & 8 Pole | 10, 12 & 16 Pole | 10, 12 & 16 Pole |
| 450   | 377        | 438        | 369              | 420              |
| 520   | 428        | 509        | 417              | 485              |
| 675   | 558        | 650        | 546              | 622              |
| 800   | 623        | 745        | 608              | 709              |
| 900   | 739        | 861        | 723              | 825              |
| 1050  | 819        | 982        | 798              | 934              |
| 1150  | 920        | 1072       | 900              | 1027             |
| 1325  | 1015       | 1219       | 989              | 1158             |
| 1400  | 972        | 1155       | 949              | 1101             |
| 1600  | 1084       | 1328       | 1052             | 1255             |
| 1800  | 1290       | 1534       | 1259             | 1462             |
| 2200  | 1431       | 1756       | 1388             | 1660             |
| 2300  | 1608       | 1913       | 1569             | 1823             |
| 2650  | 1778       | 2184       | 1725             | 2064             |
| 2760  | 1926       | 2292       | 1879             | 2184             |
| 3180  | 2125       | 2613       | 2061             | 2468             |

## M HORIZONTAL AIR FLOW



# NV & NW Capacities 48 - 1004 kW

## Vertical Airflow - V & W configuration coils 6, 8 10, 12 & 16 Pole Fans

NVI & NWI 6 POLE FANS 930 RPM

| Model    | Cap kW<br>5KRange<br>15KTD | Air Vol<br>m3/s | Coil data  |            | Fan data |     |      | dbA<br>FLC | @10m |
|----------|----------------------------|-----------------|------------|------------|----------|-----|------|------------|------|
|          |                            |                 | Area<br>m2 | Vol<br>dm3 | No       | Dia | kW   |            |      |
| NVI 420  | 90                         | 8.1             | 208        | 52.3       | 2        | 800 | 1.10 | 2.9        | 61   |
| NVI 525  | 112                        | 10.0            | 257        | 64.7       | 2        | 800 | 1.10 | 2.9        | 61   |
| NVI 630  | 136                        | 12.2            | 312        | 78.4       | 3        | 800 | 1.10 | 2.9        | 63   |
| NVI 780  | 168                        | 15.0            | 386        | 97.1       | 3        | 800 | 1.10 | 2.9        | 63   |
| NVI 840  | 175                        | 17.4            | 401        | 101.0      | 3        | 900 | 1.50 | 4.3        | 66   |
| NVI 1000 | 215                        | 19.5            | 494        | 124.3      | 3        | 900 | 1.50 | 4.3        | 66   |
| NVI 1120 | 233                        | 23.2            | 535        | 134.6      | 4        | 900 | 1.50 | 4.3        | 67   |
| NVI 1330 | 287                        | 26.0            | 658        | 165.7      | 4        | 900 | 1.50 | 4.3        | 67   |
| NVI 1500 | 291                        | 29.0            | 669        | 168.3      | 5        | 900 | 1.50 | 4.3        | 68   |
| NVI 1660 | 358                        | 32.5            | 823        | 207.1      | 5        | 900 | 1.50 | 4.3        | 68   |
| NVI 1820 | 385                        | 34.9            | 987        | 248.5      | 5        | 900 | 1.50 | 4.3        | 68   |
| NVI 2000 | 430                        | 39.0            | 987        | 248.5      | 6        | 900 | 1.50 | 4.3        | 69   |
| NVI 2300 | 502                        | 45.5            | 1152       | 289.9      | 7        | 900 | 1.50 | 4.3        | 69   |

|          |      |      |      |       |    |     |      |     |    |
|----------|------|------|------|-------|----|-----|------|-----|----|
| NWI 1050 | 224  | 20.0 | 514  | 129.4 | 4  | 800 | 1.10 | 2.9 | 64 |
| NWI 1260 | 272  | 24.4 | 623  | 156.8 | 6  | 800 | 1.10 | 2.9 | 66 |
| NWI 1560 | 336  | 30.0 | 771  | 194.2 | 6  | 800 | 1.10 | 2.9 | 66 |
| NWI 1680 | 350  | 34.8 | 802  | 201.9 | 6  | 900 | 1.50 | 4.3 | 69 |
| NWI 2000 | 430  | 39.0 | 987  | 248.5 | 6  | 900 | 1.50 | 4.3 | 69 |
| NWI 2240 | 466  | 46.4 | 1070 | 269.2 | 8  | 900 | 1.50 | 4.3 | 69 |
| NWI 2660 | 574  | 52.0 | 1317 | 331.4 | 8  | 900 | 1.50 | 4.3 | 70 |
| NWI 3000 | 582  | 58.0 | 1337 | 336.5 | 10 | 900 | 1.50 | 4.3 | 70 |
| NWI 3320 | 716  | 65.0 | 1646 | 414.2 | 10 | 900 | 1.50 | 4.3 | 71 |
| NWI 3640 | 770  | 69.8 | 1975 | 497.0 | 10 | 900 | 1.50 | 4.3 | 71 |
| NWI 4000 | 860  | 78.0 | 1975 | 497.0 | 12 | 900 | 1.50 | 4.3 | 71 |
| NWI 4600 | 1004 | 91.0 | 2304 | 579.9 | 14 | 900 | 1.50 | 4.3 | 72 |

NVL & NWL 8 POLE FANS 700 RPM

| Model    | Cap kW<br>5KRange<br>15KTD | Air Vol<br>m3/s | Coil data  |            | Fan data |     |      | dbA<br>FLC | @10m |
|----------|----------------------------|-----------------|------------|------------|----------|-----|------|------------|------|
|          |                            |                 | Area<br>m2 | Vol<br>dm3 | No       | Dia | kW   |            |      |
| NVL 420  | 82                         | 6.8             | 208        | 52.3       | 2        | 800 | 0.75 | 2.4        | 52   |
| NVL 525  | 102                        | 8.3             | 257        | 64.7       | 2        | 800 | 0.75 | 2.4        | 52   |
| NVL 630  | 123                        | 10.2            | 312        | 78.4       | 3        | 800 | 0.75 | 2.4        | 54   |
| NVL 780  | 152                        | 12.5            | 386        | 97.1       | 3        | 800 | 0.75 | 2.4        | 54   |
| NVL 840  | 158                        | 14.4            | 401        | 101.0      | 3        | 900 | 0.75 | 2.4        | 56   |
| NVL 1000 | 195                        | 16.2            | 494        | 124.3      | 3        | 900 | 0.75 | 2.4        | 56   |
| NVL 1120 | 211                        | 19.2            | 535        | 134.6      | 4        | 900 | 0.75 | 2.4        | 58   |
| NVL 1330 | 260                        | 21.5            | 658        | 165.7      | 4        | 900 | 0.75 | 2.4        | 58   |
| NVL 1500 | 264                        | 24.3            | 669        | 168.3      | 5        | 900 | 0.75 | 2.4        | 59   |
| NVL 1660 | 325                        | 26.9            | 823        | 207.1      | 5        | 900 | 0.75 | 2.4        | 59   |
| NVL 1820 | 355                        | 29.5            | 987        | 248.5      | 5        | 900 | 0.75 | 2.4        | 59   |
| NVL 2000 | 390                        | 32.4            | 987        | 248.5      | 6        | 900 | 0.75 | 2.4        | 59   |
| NVL 2300 | 455                        | 37.3            | 1152       | 289.9      | 7        | 900 | 0.75 | 2.4        | 60   |

|          |     |      |      |       |    |     |      |     |    |
|----------|-----|------|------|-------|----|-----|------|-----|----|
| NWL 1050 | 204 | 16.6 | 514  | 129.4 | 4  | 800 | 0.75 | 2.4 | 55 |
| NWL 1260 | 246 | 20.4 | 623  | 156.8 | 6  | 800 | 0.75 | 2.4 | 57 |
| NWL 1560 | 304 | 24.9 | 771  | 194.2 | 6  | 800 | 0.75 | 2.4 | 57 |
| NWL 1680 | 316 | 28.8 | 802  | 201.9 | 6  | 900 | 0.75 | 2.4 | 59 |
| NWL 2000 | 390 | 32.4 | 987  | 248.5 | 6  | 900 | 0.75 | 2.4 | 59 |
| NWL 2240 | 422 | 38.4 | 1070 | 269.2 | 8  | 900 | 0.75 | 2.4 | 59 |
| NWL 2660 | 520 | 43.1 | 1317 | 331.4 | 8  | 900 | 0.75 | 2.4 | 61 |
| NWL 3000 | 528 | 48.6 | 1337 | 336.5 | 10 | 900 | 0.75 | 2.4 | 61 |
| NWL 3320 | 650 | 53.8 | 1646 | 414.2 | 10 | 900 | 0.75 | 2.4 | 62 |
| NWL 3640 | 710 | 59.0 | 1975 | 497.0 | 10 | 900 | 0.75 | 2.4 | 62 |
| NWL 4000 | 780 | 64.8 | 1975 | 497.0 | 12 | 900 | 0.75 | 2.4 | 62 |
| NWL 4600 | 910 | 74.5 | 2304 | 579.9 | 14 | 900 | 0.75 | 2.4 | 62 |

NVC & NWC 8 POLE FANS 700 RPM HD

| Model    | Cap kW<br>5KRange<br>15KTD | Air Vol<br>m3/s | Coil data  |            | Fan data |     |      | dbA<br>FLC | @10m |
|----------|----------------------------|-----------------|------------|------------|----------|-----|------|------------|------|
|          |                            |                 | Area<br>m2 | Vol<br>dm3 | No       | Dia | kW   |            |      |
| NVC 420  | 85                         | 7.6             | 208        | 52.3       | 2        | 800 | 1.10 | 3.4        | 55   |
| NVC 525  | 105                        | 9.2             | 257        | 64.7       | 2        | 800 | 1.10 | 3.4        | 55   |
| NVC 630  | 127                        | 11.3            | 312        | 78.4       | 3        | 800 | 1.10 | 3.4        | 57   |
| NVC 780  | 158                        | 13.9            | 386        | 97.1       | 3        | 800 | 1.10 | 3.4        | 57   |
| NVC 840  | 164                        | 16.0            | 401        | 101.0      | 3        | 900 | 1.10 | 3.4        | 59   |
| NVC 1000 | 202                        | 18.0            | 494        | 124.3      | 3        | 900 | 1.10 | 3.4        | 59   |
| NVC 1120 | 219                        | 21.3            | 535        | 134.6      | 4        | 900 | 1.10 | 3.4        | 61   |
| NVC 1330 | 269                        | 23.9            | 658        | 165.7      | 4        | 900 | 1.10 | 3.4        | 61   |
| NVC 1500 | 274                        | 27.0            | 669        | 168.3      | 5        | 900 | 1.10 | 3.4        | 62   |
| NVC 1660 | 337                        | 29.9            | 823        | 207.1      | 5        | 900 | 1.10 | 3.4        | 62   |
| NVC 1820 | 368                        | 32.8            | 987        | 248.5      | 5        | 900 | 1.10 | 3.4        | 62   |
| NVC 2000 | 404                        | 36.0            | 987        | 248.5      | 6        | 900 | 1.10 | 3.4        | 62   |
| NVC 2300 | 471                        | 41.4            | 1152       | 289.9      | 7        | 900 | 1.10 | 3.4        | 63   |

|          |     |      |      |     |    |     |      |     |    |
|----------|-----|------|------|-----|----|-----|------|-----|----|
| NWC 1050 | 254 | 22.7 | 458  | 97  | 4  | 800 | 1.10 | 3.4 | 60 |
| NWC 1260 | 316 | 27.7 | 554  | 118 | 6  | 800 | 1.10 | 3.4 | 60 |
| NWC 1560 | 328 | 32.0 | 686  | 146 | 6  | 900 | 1.10 | 3.4 | 62 |
| NWC 1680 | 404 | 36.0 | 714  | 151 | 6  | 900 | 1.10 | 3.4 | 62 |
| NWC 2000 | 438 | 42.7 | 879  | 186 | 6  | 900 | 1.10 | 3.4 | 62 |
| NWC 2240 | 538 | 47.9 | 952  | 202 | 8  | 900 | 1.10 | 3.4 | 64 |
| NWC 2660 | 548 | 54.0 | 1172 | 249 | 8  | 900 | 1.10 | 3.4 | 64 |
| NWC 3000 | 674 | 59.8 | 1190 | 252 | 10 | 900 | 1.10 | 3.4 | 65 |
| NWC 3320 | 736 | 65.5 | 1465 | 311 | 10 | 900 | 1.10 | 3.4 | 65 |
| NWC 3640 | 808 | 72.0 | 1757 | 373 | 10 | 900 | 1.10 | 3.4 | 65 |
| NWC 4000 | 942 | 82.8 | 1757 | 373 | 12 | 900 | 1.10 | 3.4 | 65 |
| NWC 4600 | 529 | 82.8 | 2050 | 435 | 14 | 900 | 1.10 | 3.4 | 65 |

NVQ & NWQ 10 POLE FANS 560 RPM

| Model    | Cap kW<br>5KRange<br>15KTD | Air Vol<br>m3/s | Coil data  |            | Fan data |     |      | dbA<br>FLC | @10m |
|----------|----------------------------|-----------------|------------|------------|----------|-----|------|------------|------|
|          |                            |                 | Area<br>m2 | Vol<br>dm3 | No       | Dia | kW   |            |      |
| NVQ 420  | 74                         | 6.1             | 208        | 52.3       | 2        | 800 | 0.55 | 2.5        | 49   |
| NVQ 525  | 91                         | 7.5             | 257        | 64.7       | 2        | 800 | 0.55 | 2.5        | 49   |
| NVQ 630  | 110                        | 9.1             | 312        | 78.4       | 3        | 800 | 0.55 | 2.5        | 51   |
| NVQ 780  | 137                        | 11.2            | 386        | 97.1       | 3        | 800 | 0.55 | 2.5        | 51   |
| NVQ 840  | 142                        | 12.1            | 401        | 101.0      | 3        | 900 | 0.55 | 2.5        | 54   |
| NVQ 1000 | 175                        | 14.4            | 494        | 124.3      | 3        | 900 | 0.55 | 2.5        | 54   |
| NVQ 1120 | 190                        | 16.4            | 535        | 134.6      | 4        | 900 | 0.55 | 2.5        | 55   |
| NVQ 1330 | 233                        | 19.2            | 658        | 165.7      | 4        | 900 | 0.55 | 2.5        | 55   |
| NVQ 1500 | 237                        | 21.6            | 669        | 168.3      | 5        | 900 | 0.55 | 2.5        | 56   |
| NVQ 1660 | 292                        | 23.9            | 823        | 207.1      | 5        | 900 | 0.55 | 2.5        | 56   |
| NVQ 1820 | 350                        | 26.2            | 987        | 248.5      | 5        | 900 | 0.55 | 2.5        | 56   |
| NVQ 2000 | 350                        | 28.8            | 987        | 248.5      | 6        | 900 | 0.55 | 2.5        | 57   |
| NVQ 2300 | 408                        | 33.1            | 1152       | 289.9      | 7        | 900 | 0.55 | 2.5        | 57   |

|          |     |      |      |       |    |     |      |     |    |
|----------|-----|------|------|-------|----|-----|------|-----|----|
| NWQ 1050 | 182 | 14.9 | 514  | 129.4 | 4  | 800 | 0.55 | 2.5 | 52 |
| NWQ 1260 | 220 | 18.1 | 623  | 156.8 | 6  | 800 | 0.55 | 2.5 | 54 |
| NWQ 1560 | 274 | 22.4 | 771  | 194.2 | 6  | 800 | 0.55 | 2.5 | 54 |
| NWQ 1680 | 284 | 24.2 | 802  | 201.9 | 6  | 900 | 0.55 | 2.5 | 57 |
| NWQ 2000 | 350 | 28.8 | 987  | 248.5 | 6  | 900 | 0.55 | 2.5 | 57 |
| NWQ 2240 | 380 | 32.7 | 1070 | 269.2 | 8  | 900 | 0.55 | 2.5 | 57 |
| NWQ 2660 | 466 | 38.3 | 1317 | 331.4 | 8  | 900 | 0.55 | 2.5 | 58 |
| NWQ 3000 | 474 | 43.2 | 1337 | 336.5 | 10 | 900 | 0.55 | 2.5 | 58 |
| NWQ 3320 | 584 | 47.8 | 1646 | 414.2 | 10 | 900 | 0.55 | 2.5 | 59 |
| NWQ 3640 | 637 | 52.4 | 1975 | 497.0 | 10 | 900 | 0.55 | 2.5 | 59 |
| NWQ 4000 | 700 | 57.6 | 1975 | 497.0 | 12 | 900 | 0.55 | 2.5 | 59 |
| NWQ 4600 | 816 | 66.2 | 2304 | 579.9 | 14 | 900 | 0.55 | 2.5 | 60 |







**NVR & NWR 12 POLE FANS 460 RPM**

| Model    | Cap kW<br>5KRange<br>15KTD | Air Vol<br>m3/s | Coil data  |            | Fan data |     |      | dbA<br>FLC | @10m |
|----------|----------------------------|-----------------|------------|------------|----------|-----|------|------------|------|
|          |                            |                 | Area<br>m2 | Vol<br>dm3 | No       | Dia | kW   |            |      |
| NVR 420  | 63                         | 5.0             | 208        | 52.3       | 2        | 800 | 0.25 | 1.6        | 44   |
| NVR 525  | 78                         | 6.2             | 257        | 64.7       | 2        | 800 | 0.25 | 1.6        | 44   |
| NVR 630  | 95                         | 7.6             | 312        | 78.4       | 3        | 800 | 0.25 | 1.6        | 46   |
| NVR 780  | 117                        | 9.4             | 386        | 97.1       | 3        | 800 | 0.25 | 1.6        | 46   |
| NVR 840  | 122                        | 10.1            | 401        | 101.0      | 3        | 900 | 0.25 | 1.6        | 48   |
| NVR 1000 | 150                        | 12.0            | 494        | 124.3      | 3        | 900 | 0.25 | 1.6        | 48   |
| NVR 1120 | 162                        | 13.5            | 535        | 134.6      | 4        | 900 | 0.25 | 1.6        | 50   |
| NVR 1330 | 200                        | 16.0            | 658        | 165.7      | 4        | 900 | 0.25 | 1.6        | 50   |
| NVR 1500 | 203                        | 18.0            | 669        | 168.3      | 5        | 900 | 0.25 | 1.6        | 51   |
| NVR 1660 | 250                        | 19.9            | 823        | 207.1      | 5        | 900 | 0.25 | 1.6        | 51   |
| NVR 1820 | 300                        | 21.8            | 987        | 248.5      | 5        | 900 | 0.25 | 1.6        | 51   |
| NVR 2000 | 300                        | 24.0            | 987        | 248.5      | 6        | 900 | 0.25 | 1.6        | 51   |
| NVR 2300 | 350                        | 27.6            | 1152       | 289.9      | 7        | 900 | 0.25 | 1.6        | 52   |

|          |     |      |      |       |    |     |      |     |    |
|----------|-----|------|------|-------|----|-----|------|-----|----|
| NWR 1050 | 156 | 12.5 | 514  | 129.4 | 4  | 800 | 0.25 | 1.6 | 47 |
| NWR 1260 | 190 | 15.1 | 623  | 156.8 | 6  | 800 | 0.25 | 1.6 | 49 |
| NWR 1560 | 234 | 18.7 | 771  | 194.2 | 6  | 800 | 0.25 | 1.6 | 49 |
| NWR 1680 | 244 | 20.2 | 802  | 201.9 | 6  | 900 | 0.25 | 1.6 | 51 |
| NWR 2000 | 300 | 24.0 | 987  | 248.5 | 6  | 900 | 0.25 | 1.6 | 51 |
| NWR 2240 | 324 | 26.9 | 1070 | 269.2 | 8  | 900 | 0.25 | 1.6 | 51 |
| NWR 2660 | 400 | 31.9 | 1317 | 331.4 | 8  | 900 | 0.25 | 1.6 | 53 |
| NWR 3000 | 406 | 36.0 | 1337 | 336.5 | 10 | 900 | 0.25 | 1.6 | 53 |
| NWR 3320 | 500 | 39.8 | 1646 | 414.2 | 10 | 900 | 0.25 | 1.6 | 54 |
| NWR 3640 | 546 | 43.7 | 1975 | 497.0 | 10 | 900 | 0.25 | 1.6 | 54 |
| NWR 4000 | 600 | 48.0 | 1975 | 497.0 | 12 | 900 | 0.25 | 1.6 | 54 |
| NWR 4600 | 700 | 55.2 | 2304 | 579.9 | 14 | 900 | 0.25 | 1.6 | 54 |

**NVZ & NWZ 16 POLE FANS 360 RPM**

| Model    | Cap kW<br>5KRange<br>15KTD | Air Vol<br>m3/s | Coil data  |            | Fan data |     |      | dbA<br>FLC | @10m |
|----------|----------------------------|-----------------|------------|------------|----------|-----|------|------------|------|
|          |                            |                 | Area<br>m2 | Vol<br>dm3 | No       | Dia | kW   |            |      |
| NVZ 420  | 48                         | 3.8             | 208        | 52.3       | 2        | 800 | 0.15 | 1.2        | 37   |
| NVZ 525  | 60                         | 4.6             | 257        | 64.7       | 2        | 800 | 0.15 | 1.2        | 37   |
| NVZ 630  | 73                         | 5.7             | 312        | 78.4       | 3        | 800 | 0.15 | 1.2        | 39   |
| NVZ 780  | 90                         | 7.0             | 386        | 97.1       | 3        | 800 | 0.15 | 1.2        | 39   |
| NVZ 840  | 93                         | 7.6             | 401        | 101.0      | 3        | 900 | 0.15 | 1.2        | 42   |
| NVZ 1000 | 115                        | 9.0             | 494        | 124.3      | 3        | 900 | 0.15 | 1.2        | 42   |
| NVZ 1120 | 125                        | 10.1            | 535        | 134.6      | 4        | 900 | 0.15 | 1.2        | 43   |
| NVZ 1330 | 153                        | 12.0            | 658        | 165.7      | 4        | 900 | 0.15 | 1.2        | 43   |
| NVZ 1500 | 156                        | 13.5            | 669        | 168.3      | 5        | 900 | 0.15 | 1.2        | 44   |
| NVZ 1660 | 192                        | 14.9            | 823        | 207.1      | 5        | 900 | 0.15 | 1.2        | 44   |
| NVZ 1820 | 210                        | 16.4            | 987        | 248.5      | 5        | 900 | 0.15 | 1.2        | 44   |
| NVZ 2000 | 230                        | 18.0            | 987        | 248.5      | 6        | 900 | 0.15 | 1.2        | 45   |
| NVZ 2300 | 268                        | 20.7            | 1152       | 289.9      | 7        | 900 | 0.15 | 1.2        | 45   |

|          |     |      |      |       |    |     |      |     |    |
|----------|-----|------|------|-------|----|-----|------|-----|----|
| NWZ 1050 | 120 | 9.2  | 514  | 129.4 | 4  | 800 | 0.15 | 1.2 | 40 |
| NWZ 1260 | 146 | 11.3 | 623  | 156.8 | 6  | 800 | 0.15 | 1.2 | 42 |
| NWZ 1560 | 180 | 14.0 | 771  | 194.2 | 6  | 800 | 0.15 | 1.2 | 42 |
| NWZ 1680 | 186 | 15.1 | 802  | 201.9 | 6  | 900 | 0.15 | 1.2 | 45 |
| NWZ 2000 | 230 | 18.0 | 987  | 248.5 | 6  | 900 | 0.15 | 1.2 | 45 |
| NWZ 2240 | 250 | 20.3 | 1070 | 269.2 | 8  | 900 | 0.15 | 1.2 | 45 |
| NWZ 2660 | 306 | 23.9 | 1317 | 331.4 | 8  | 900 | 0.15 | 1.2 | 46 |
| NWZ 3000 | 312 | 27.0 | 1337 | 336.5 | 10 | 900 | 0.15 | 1.2 | 46 |
| NWZ 3320 | 384 | 29.9 | 1646 | 414.2 | 10 | 900 | 0.15 | 1.2 | 47 |
| NWZ 3640 | 420 | 32.8 | 1975 | 497.0 | 10 | 900 | 0.15 | 1.2 | 47 |
| NWZ 4000 | 460 | 36.0 | 1975 | 497.0 | 12 | 900 | 0.15 | 1.2 | 47 |
| NWZ 4600 | 536 | 41.4 | 2304 | 579.9 | 14 | 900 | 0.15 | 1.2 | 48 |

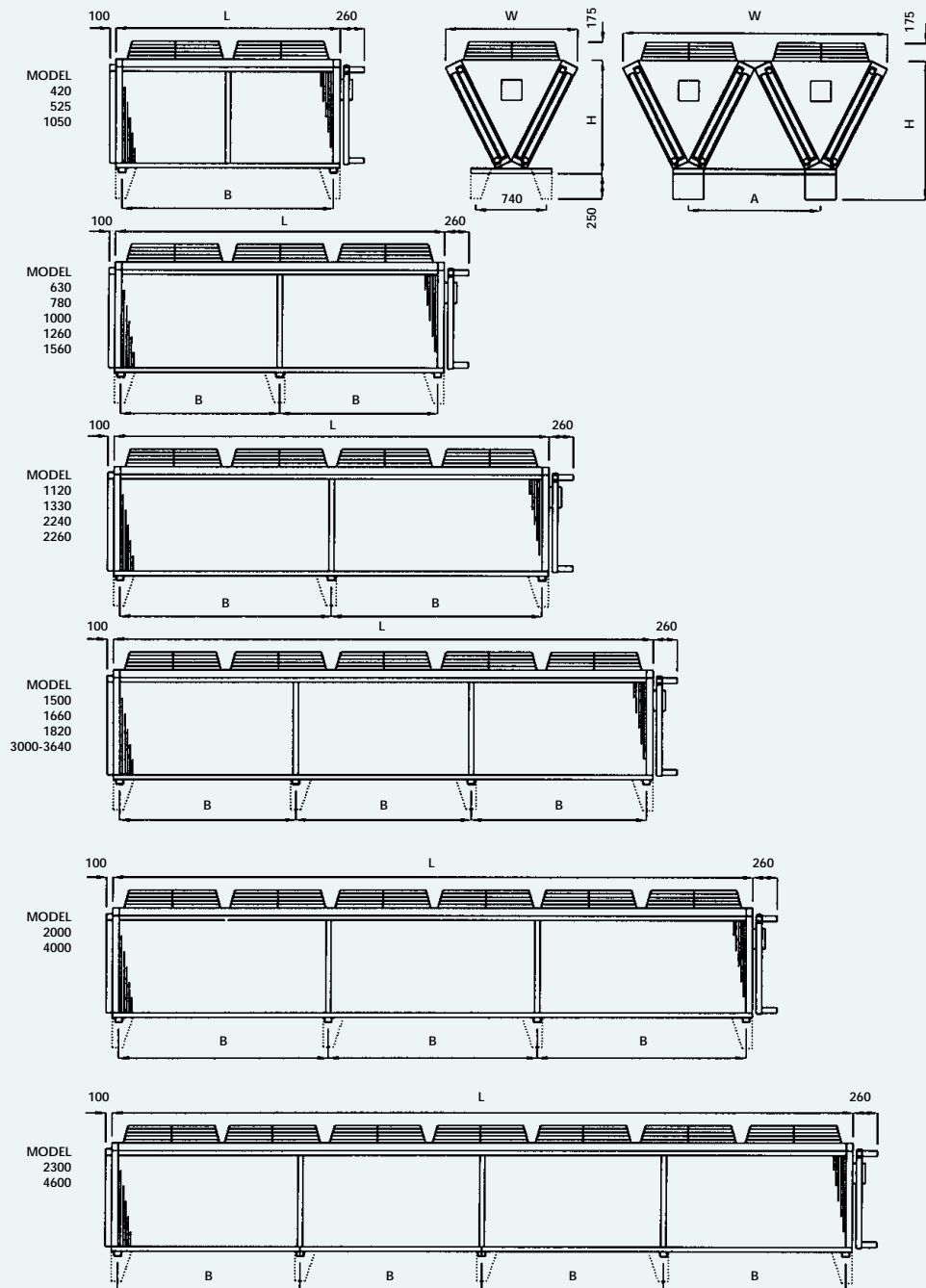


NV  
NW

# NV & NW Dimensions & Weights



| Model |      | H    | W    |      | L    | B    | A    | NV    | NV    | NW    | NW    |
|-------|------|------|------|------|------|------|------|-------|-------|-------|-------|
| NV    | NW   |      | NV   | NW   |      |      |      | Wt kg | Wt kg | Wt kg | Wt kg |
|       |      |      |      |      |      |      |      | Al    | Cu    | Al    | Cu    |
| 420   | *    | 944  | 1356 | *    | 2130 | -    | *    | 349   | 415   | *     | *     |
| 525   | 1050 | 944  | 1356 | 2710 | 3130 | -    | 1575 | 380   | 462   | 761   | 924   |
| 630   | 1260 | 944  | 1356 | 2710 | 3130 | 1500 | 1575 | 490   | 589   | 980   | 1178  |
| 780   | 1560 | 944  | 1356 | 2710 | 3130 | 1500 | 1575 | 534   | 656   | 1067  | 1312  |
| 840   | 1680 | 944  | 1356 | 2710 | 3250 | 1560 | 1575 | 543   | 671   | 1087  | 1342  |
| 1000  | 2000 | 1144 | 1376 | 2754 | 3250 | 1560 | 1620 | 596   | 753   | 1193  | 1506  |
| 1120  | 2240 | 944  | 1356 | 2710 | 4290 | 2080 | 1575 | 700   | 870   | 1400  | 1739  |
| 1330  | 2660 | 1144 | 1376 | 2754 | 4290 | 2080 | 1620 | 767   | 976   | 1535  | 1953  |
| 1500  | 3000 | 944  | 1356 | 2710 | 5330 | 1733 | 1575 | 856   | 1069  | 1713  | 2137  |
| 1660  | 3320 | 1144 | 1376 | 2754 | 5330 | 1733 | 1620 | 939   | 1200  | 1877  | 2399  |
| 1820  | 3640 | 1144 | 1376 | 2754 | 6370 | 2080 | 1620 | 1038  | 1351  | 2076  | 2703  |
| 2000  | 4000 | 1144 | 1376 | 2754 | 6370 | 2080 | 1620 | 1110  | 1423  | 2219  | 2846  |
| 2300  | 4300 | 1144 | 1376 | 2754 | 7410 | 1820 | 1620 | 1281  | 1646  | 2562  | 3293  |



# V & BV Capacities 142 - 1004 kW

## Vertical Airflow - V configuration coils 6, 8 10, 12 & 16 Pole Fans

VI & BVI 6 POLE FANS 930 RPM

| Model    | Cap kW<br>5KRange<br>15KTD | Air Vol<br>m3/s | Coil data  |            | Fan data |      |      | dbA<br>FLC | @10m |
|----------|----------------------------|-----------------|------------|------------|----------|------|------|------------|------|
|          |                            |                 | Area<br>m2 | Vol<br>dm3 | No       | Dia  | kW   |            |      |
| VI 1040  | 300                        | 26.00           | 720        | 181        | 4        | 900  | 1.50 | 4.3        | 66   |
| VI 1100  | 338                        | 27.60           | 812        | 204        | 3        | 1000 | 2.20 | 5.9        | 67   |
| VI 1300  | 395                        | 32.50           | 947        | 238        | 3        | 1000 | 3.00 | 6.4        | 67   |
| VI 1500  | 452                        | 37.60           | 1085       | 273        | 4        | 1000 | 2.20 | 5.9        | 69   |
| VI 1730  | 528                        | 43.40           | 1266       | 319        | 4        | 1000 | 3.00 | 6.4        | 69   |
| VI 2000  | 601                        | 50.00           | 1441       | 363        | 5        | 1000 | 3.00 | 6.4        | 69   |
| VI 2170  | 659                        | 54.50           | 1583       | 398        | 5        | 1000 | 3.00 | 6.4        | 69   |
| VI 2400  | 721                        | 60.00           | 1730       | 435        | 6        | 1000 | 3.00 | 6.4        | 70   |
| VI 2600  | 791                        | 65.20           | 1899       | 478        | 6        | 1000 | 3.00 | 6.4        | 70   |
| VI 3000  | 923                        | 76.10           | 2216       | 558        | 7        | 1000 | 3.00 | 6.4        | 71   |
| BVI 1560 | 475                        | 39.20           | 1080       | 272        | 6        | 900  | 1.50 | 4.3        | 68   |
| BVI 1800 | 543                        | 45.20           | 1235       | 311        | 6        | 1000 | 2.20 | 5.9        | 70   |
| BVI 2080 | 633                        | 52.00           | 1440       | 362        | 8        | 900  | 1.50 | 4.3        | 69   |
| BVI 2400 | 723                        | 60.00           | 1646       | 414        | 8        | 1000 | 2.20 | 5.9        | 72   |
| BVI 2600 | 791                        | 65.20           | 1800       | 453        | 10       | 900  | 1.50 | 4.3        | 70   |
| BVI 2800 | 904                        | 70.20           | 2058       | 518        | 10       | 1000 | 2.20 | 5.9        | 73   |
| BVI 3120 | 949                        | 78.20           | 2160       | 544        | 12       | 900  | 1.50 | 4.3        | 71   |
| BVI 3600 | 1085                       | 90.40           | 2469       | 621        | 12       | 1000 | 2.20 | 5.9        | 73   |

VR & BVR 12 POLE FANS 460 RPM

| Model    | Cap kW<br>5KRange<br>15KTD | Air Vol<br>m3/s | Coil data  |            | Fan data |      |      | dbA<br>FLC | @10m |
|----------|----------------------------|-----------------|------------|------------|----------|------|------|------------|------|
|          |                            |                 | Area<br>m2 | Vol<br>dm3 | No       | Dia  | kW   |            |      |
| VR 1040  | 169                        | 13.00           | 720        | 181        | 4        | 900  | 0.25 | 1.6        | 50   |
| VR 1100  | 191                        | 13.80           | 812        | 204        | 3        | 1000 | 0.25 | 1.6        | 51   |
| VR 1300  | 222                        | 16.25           | 947        | 238        | 3        | 1000 | 0.25 | 1.6        | 51   |
| VR 1500  | 255                        | 18.80           | 1085       | 273        | 4        | 1000 | 0.25 | 1.6        | 52   |
| VR 1730  | 297                        | 21.70           | 1266       | 319        | 4        | 1000 | 0.25 | 1.6        | 52   |
| VR 2000  | 338                        | 25.00           | 1441       | 363        | 5        | 1000 | 0.25 | 1.6        | 53   |
| VR 2170  | 371                        | 27.25           | 1583       | 398        | 5        | 1000 | 0.25 | 1.6        | 53   |
| VR 2400  | 406                        | 30.00           | 1730       | 435        | 6        | 1000 | 0.25 | 1.6        | 54   |
| VR 2600  | 446                        | 32.60           | 1899       | 478        | 6        | 1000 | 0.25 | 1.6        | 54   |
| VR 3000  | 520                        | 38.05           | 2216       | 558        | 7        | 1000 | 0.25 | 1.6        | 55   |
| BVR 1560 | 268                        | 19.60           | 1080       | 272        | 6        | 900  | 0.25 | 1.6        | 51   |
| BVR 1800 | 306                        | 22.60           | 1235       | 311        | 6        | 1000 | 0.25 | 1.6        | 54   |
| BVR 2080 | 357                        | 26.00           | 1440       | 362        | 8        | 900  | 0.25 | 1.6        | 53   |
| BVR 2400 | 408                        | 30.00           | 1646       | 414        | 8        | 1000 | 0.25 | 1.6        | 55   |
| BVR 2600 | 446                        | 32.60           | 1800       | 453        | 10       | 900  | 0.25 | 1.6        | 54   |
| BVR 2800 | 510                        | 35.10           | 2058       | 518        | 10       | 1000 | 0.25 | 1.6        | 56   |
| BVR 3120 | 535                        | 39.10           | 2160       | 544        | 12       | 900  | 0.25 | 1.6        | 54   |
| BVR 3600 | 612                        | 45.20           | 2469       | 621        | 12       | 1000 | 0.25 | 1.6        | 57   |

VC & BVC 8 POLE FANS 700 RPM

| Model    | Cap kW<br>5KRange<br>15KTD | Air Vol<br>m3/s | Coil data  |            | Fan data |      |      | dbA<br>FLC | @10m |
|----------|----------------------------|-----------------|------------|------------|----------|------|------|------------|------|
|          |                            |                 | Area<br>m2 | Vol<br>dm3 | No       | Dia  | kW   |            |      |
| VC 1040  | 238                        | 19.47           | 720        | 181        | 4        | 900  | 0.75 | 2.6        | 60   |
| VC 1100  | 268                        | 20.67           | 812        | 204        | 3        | 1000 | 1.10 | 3.4        | 61   |
| VC 1300  | 313                        | 24.34           | 947        | 238        | 3        | 1000 | 1.50 | 5.0        | 61   |
| VC 1500  | 359                        | 28.16           | 1085       | 273        | 4        | 1000 | 1.10 | 3.4        | 62   |
| VC 1730  | 419                        | 32.51           | 1266       | 319        | 4        | 1000 | 1.50 | 5.0        | 62   |
| VC 2000  | 476                        | 37.45           | 1441       | 363        | 5        | 1000 | 1.50 | 5.0        | 63   |
| VC 2170  | 523                        | 40.82           | 1583       | 398        | 5        | 1000 | 1.50 | 5.0        | 63   |
| VC 2400  | 572                        | 44.94           | 1730       | 435        | 6        | 1000 | 1.50 | 5.0        | 64   |
| VC 2600  | 628                        | 48.83           | 1899       | 478        | 6        | 1000 | 1.50 | 5.0        | 64   |
| VC 3000  | 732                        | 57.00           | 2216       | 558        | 7        | 1000 | 1.50 | 5.0        | 65   |
| BVC 1560 | 377                        | 29.36           | 1080       | 272        | 6        | 900  | 0.75 | 2.6        | 61   |
| BVC 1800 | 431                        | 33.85           | 1235       | 311        | 6        | 1000 | 1.10 | 3.4        | 64   |
| BVC 2080 | 502                        | 38.95           | 1440       | 362        | 8        | 900  | 0.75 | 2.6        | 63   |
| BVC 2400 | 574                        | 44.94           | 1646       | 414        | 8        | 1000 | 1.10 | 3.4        | 65   |
| BVC 2600 | 628                        | 48.83           | 1800       | 453        | 10       | 900  | 0.75 | 2.6        | 64   |
| BVC 2800 | 718                        | 52.58           | 2058       | 518        | 10       | 1000 | 1.10 | 3.4        | 66   |
| BVC 3120 | 754                        | 58.57           | 2160       | 544        | 12       | 900  | 0.75 | 2.6        | 64   |
| BVC 3600 | 861                        | 67.71           | 2469       | 621        | 12       | 1000 | 1.10 | 3.4        | 67   |

VZ & BVZ 16 POLE FANS 360 RPM

| Model    | Cap kW<br>5KRange<br>15KTD | Air Vol<br>m3/s | Coil data  |            | Fan data |      |      | dbA<br>FLC | @10m |
|----------|----------------------------|-----------------|------------|------------|----------|------|------|------------|------|
|          |                            |                 | Area<br>m2 | Vol<br>dm3 | No       | Dia  | kW   |            |      |
| VZ 1040  | 142                        | 10.78           | 720        | 181        | 4        | 900  | 0.15 | 1.2        | 43   |
| VZ 1100  | 160                        | 11.44           | 812        | 204        | 3        | 1000 | 0.15 | 1.2        | 44   |
| VZ 1300  | 187                        | 13.47           | 947        | 238        | 3        | 1000 | 0.15 | 1.2        | 44   |
| VZ 1500  | 214                        | 15.59           | 1085       | 273        | 4        | 1000 | 0.15 | 1.2        | 46   |
| VZ 1730  | 250                        | 17.99           | 1266       | 319        | 4        | 1000 | 0.15 | 1.2        | 46   |
| VZ 2000  | 284                        | 20.73           | 1441       | 363        | 5        | 1000 | 0.15 | 1.2        | 46   |
| VZ 2170  | 312                        | 22.60           | 1583       | 398        | 5        | 1000 | 0.15 | 1.2        | 46   |
| VZ 2400  | 341                        | 24.88           | 1730       | 435        | 6        | 1000 | 0.15 | 1.2        | 47   |
| VZ 2600  | 375                        | 27.03           | 1899       | 478        | 6        | 1000 | 0.15 | 1.2        | 47   |
| VZ 3000  | 437                        | 31.55           | 2216       | 558        | 7        | 1000 | 0.15 | 1.2        | 48   |
| BVZ 1560 | 225                        | 16.25           | 1080       | 272        | 6        | 900  | 0.15 | 1.2        | 45   |
| BVZ 1800 | 257                        | 18.74           | 1235       | 311        | 6        | 1000 | 0.15 | 1.2        | 47   |
| BVZ 2080 | 300                        | 21.56           | 1440       | 362        | 8        | 900  | 0.15 | 1.2        | 46   |
| BVZ 2400 | 343                        | 24.88           | 1646       | 414        | 8        | 1000 | 0.15 | 1.2        | 49   |
| BVZ 2600 | 375                        | 27.03           | 1800       | 453        | 10       | 900  | 0.15 | 1.2        | 47   |
| BVZ 2800 | 429                        | 29.10           | 2058       | 518        | 10       | 1000 | 0.15 | 1.2        | 50   |
| BVZ 3120 | 450                        | 32.42           | 2160       | 544        | 12       | 900  | 0.15 | 1.2        | 48   |
| BVZ 3600 | 514                        | 37.48           | 2469       | 621        | 12       | 1000 | 0.15 | 1.2        | 50   |

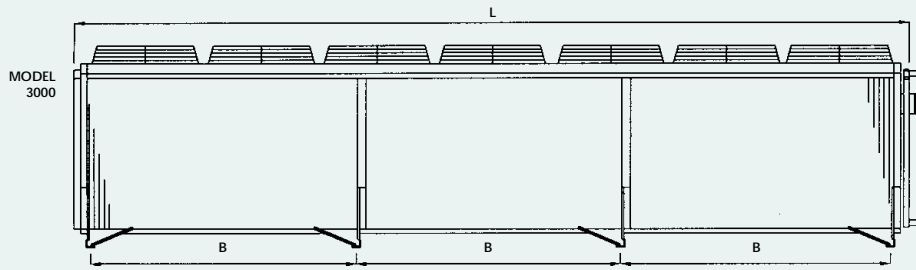
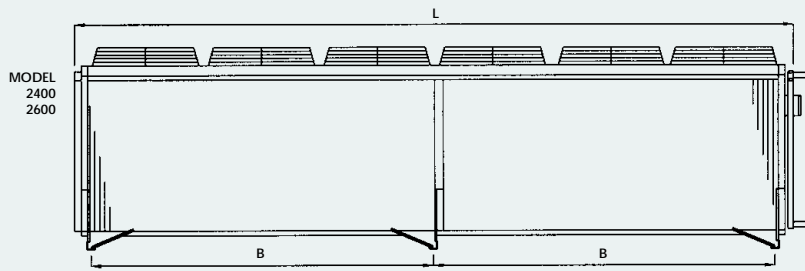
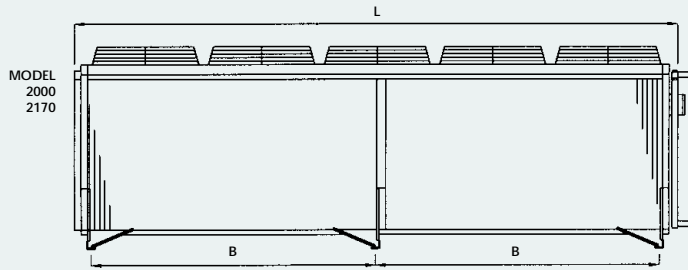
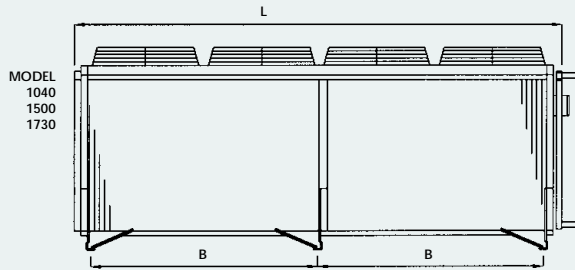
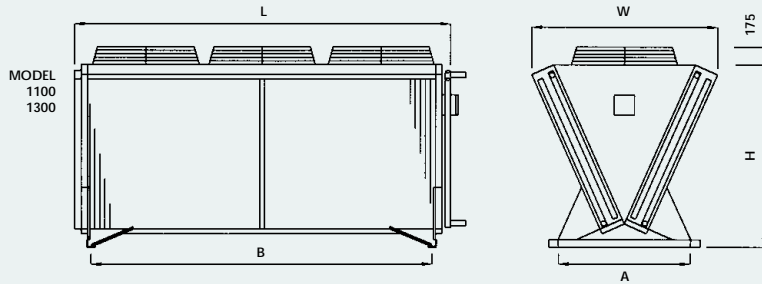
VL & BVL 10 POLE FANS 560 RPM

| Model    | Cap kW<br>5KRange<br>15KTD | Air Vol<br>m3/s | Coil data  |            | Fan data |      |      | dbA<br>FLC | @10m |
|----------|----------------------------|-----------------|------------|------------|----------|------|------|------------|------|
|          |                            |                 | Area<br>m2 | Vol<br>dm3 | No       | Dia  | kW   |            |      |
| VL 1040  | 196                        | 15.60           | 720        | 181        | 4        | 900  | 0.55 | 1.8        | 55   |
| VL 1100  | 221                        | 16.56           | 812        | 204        | 3        | 1000 | 0.55 | 2.5        | 56   |
| VL 1300  | 258                        | 19.50           | 947        | 238        | 3        | 1000 | 0.75 | 3.0        | 56   |
| VL 1500  | 295                        | 22.56           | 1085       | 273        | 4        | 1000 | 0.55 | 2.5        | 57   |
| VL 1730  | 345                        | 26.04           | 1266       | 319        | 4        | 1000 | 0.75 | 3.0        | 57   |
| VL 2000  | 392                        | 30.00           | 1441       | 363        | 5        | 1000 | 0.75 | 3.0        | 58   |
| VL 2170  | 431                        | 32.70           | 1583       | 398        | 5        | 1000 | 0.75 | 3.0        | 58   |
| VL 2400  | 471                        | 36.00           | 1730       | 435        | 6        | 1000 | 0.75 | 3.0        | 59   |
| VL 2600  | 517                        | 39.12           | 1899       | 478        | 6        | 1000 | 0.75 | 3.0        | 59   |
| VL 3000  | 603                        | 45.66           | 2216       | 558        | 7        | 1000 | 0.75 | 3.0        | 60   |
| BVL 1560 | 310                        | 23.52           | 1080       | 272        | 6        | 900  | 0.55 | 1.8        | 57   |
| BVL 1800 | 355                        | 27.12           | 1235       | 311        | 6        | 1000 | 0.55 | 2.5        | 59   |
| BVL 2080 | 414                        | 31.20           | 1440       | 362        | 8        | 900  | 0.55 | 1.8        | 58   |
| BVL 2400 | 473                        | 36.00           | 1646       | 414        | 8        | 1000 | 0.55 | 2.5        | 60   |
| BVL 2600 | 517                        | 39.12           | 1800       | 453        | 10       | 900  | 0.55 | 1.8        | 59   |
| BVL 2800 | 591                        | 42.12           | 2058       | 518        | 10       | 1000 | 0.55 | 2.5        | 61   |
| BVL 3120 | 620                        | 46.92           | 2160       | 544        | 12       | 900  | 0.55 | 1.8        | 60   |
| BVL 3600 | 709                        | 54.24           | 2469       | 621        | 12       | 1000 | 0.55 | 2.5        | 62   |



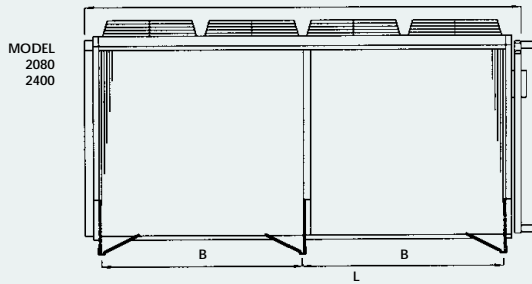
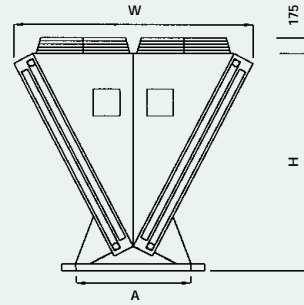
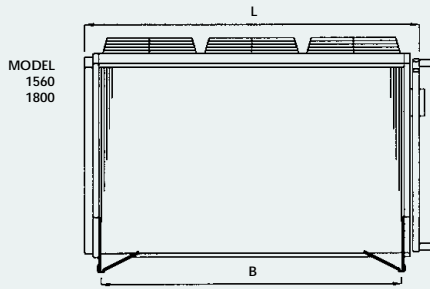
V  
BV

# V Dimensions & Weights

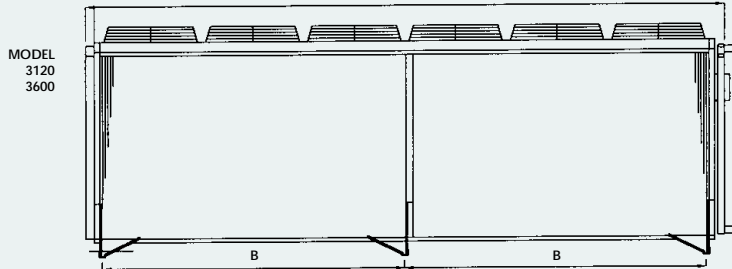
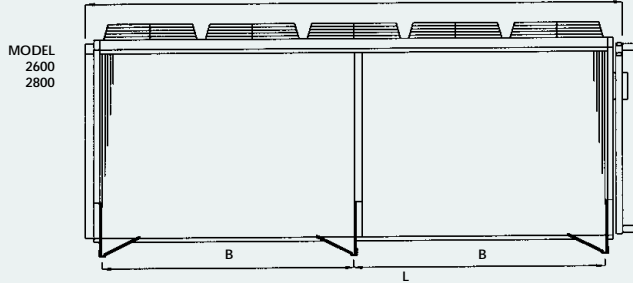


| Model V |      |      |      |      |      | Weight |       |
|---------|------|------|------|------|------|--------|-------|
|         | H    | W    | L    | B    | A    | Kg Al  | Kg Cu |
| 1040    | 1290 | 1440 | 4420 | 2050 | 1065 | 958    | 1186  |
| 1100    | 1805 | 1835 | 3680 | 3360 | 1350 | 972    | 1230  |
| 1300    | 1960 | 1850 | 3680 | 3360 | 1400 | 1088   | 1389  |
| 1500    | 1805 | 1835 | 4832 | 2256 | 1350 | 1274   | 1618  |
| 1730    | 1960 | 1850 | 4832 | 2256 | 1400 | 1419   | 1821  |
| 2000    | 1820 | 1840 | 5975 | 2827 | 1400 | 1633   | 2091  |
| 2170    | 1960 | 1850 | 5975 | 2827 | 1500 | 1748   | 2250  |
| 2400    | 1820 | 1840 | 7118 | 3399 | 1400 | 1944   | 2493  |
| 2600    | 1960 | 1850 | 7118 | 3399 | 1500 | 2077   | 2679  |
| 3000    | 1960 | 1850 | 8260 | 2646 | 1500 | 2390   | 3093  |

# BV Dimensions & Weights



| Model<br>BV |      |      |      |      |      | Weight |       |
|-------------|------|------|------|------|------|--------|-------|
|             | H    | W    | L    | B    | A    | Kg Al  | Kg Cu |
| 1560        | 2310 | 2640 | 3380 | 1830 | 3060 | 1297   | 1640  |
| 1800        | 2420 | 2650 | 3680 | 1830 | 3360 | 1426   | 1818  |
| 2080        | 2310 | 2640 | 4420 | 1830 | 2050 | 1701   | 2158  |
| 2400        | 2420 | 2650 | 4820 | 1830 | 2250 | 1867   | 2389  |
| 2600        | 2310 | 2640 | 5460 | 1830 | 2570 | 2105   | 2676  |
| 2800        | 2420 | 2650 | 5960 | 1830 | 2820 | 2307   | 2960  |
| 3120        | 2310 | 2640 | 6500 | 1830 | 3090 | 2509   | 3195  |
| 3600        | 2420 | 2650 | 7100 | 1830 | 3390 | 2747   | 3530  |

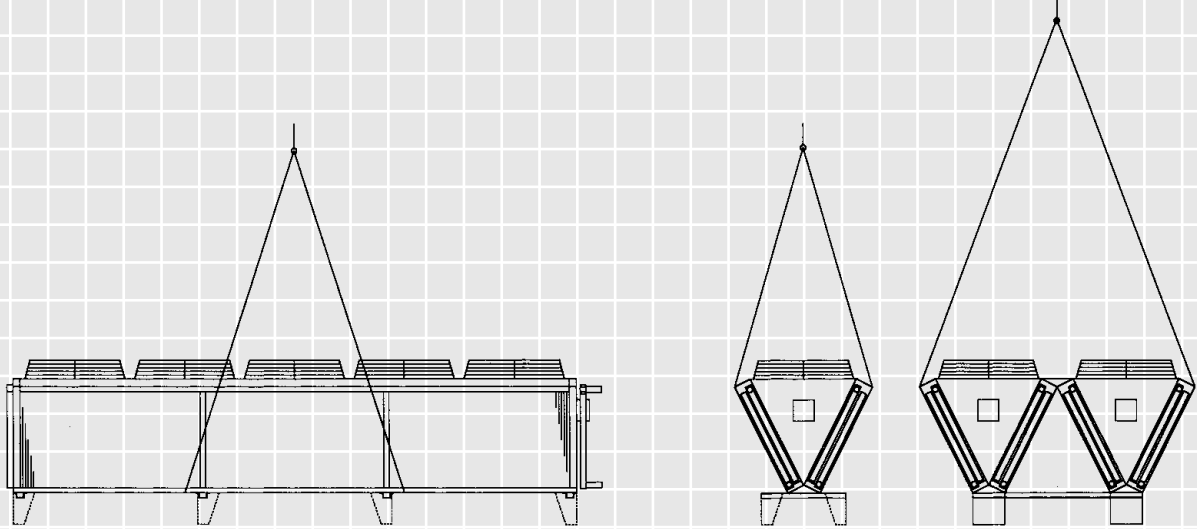


V  
BV

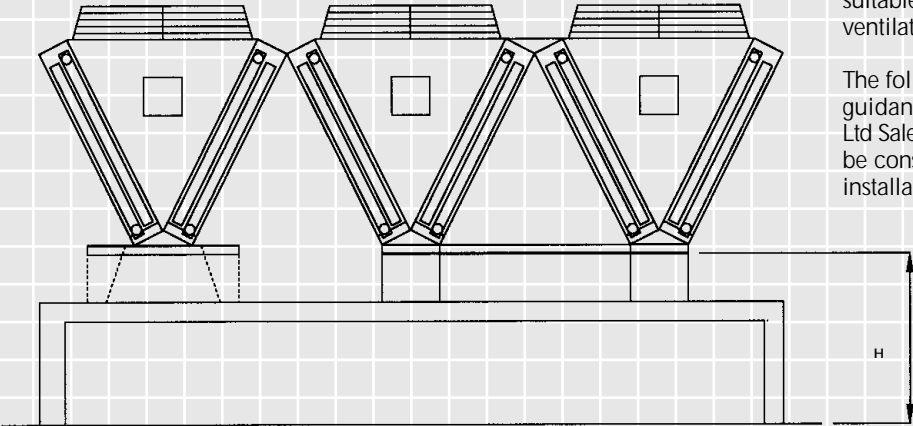




### Lifting of V & W Dry Air Coolers



### Siting of V & W Dry Air Coolers



Min H = 500 for multiple units  
 May need to be increased for particular installations

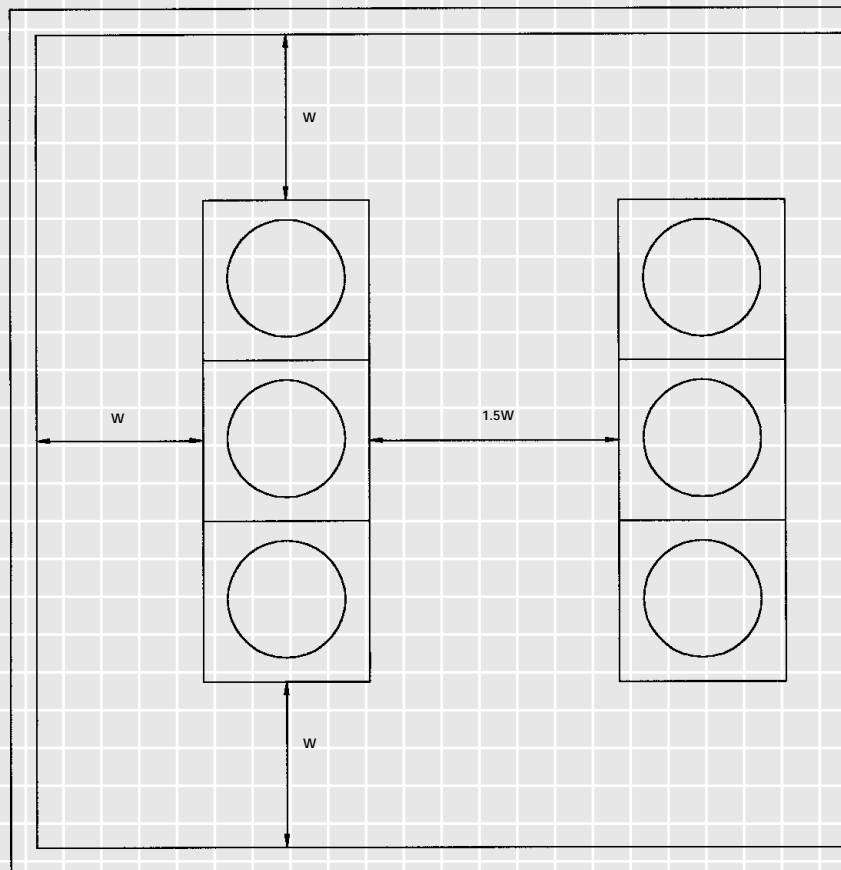
### Installation and Siting V & W Type Dry Air Coolers

If a wall is adjacent it is recommended that the unit is placed against the wall to minimise recirculation. The V and W configuration units allow compact siting of multiple units. Closing the air gap between the units prevents recirculation. Multiple units should be raised on suitable supports to allow adequate ventilation to the central cells.

The following notes are for general guidance. Heating and Cooling Coils Ltd Sales Engineering Department should be consulted for advice on particular installations.



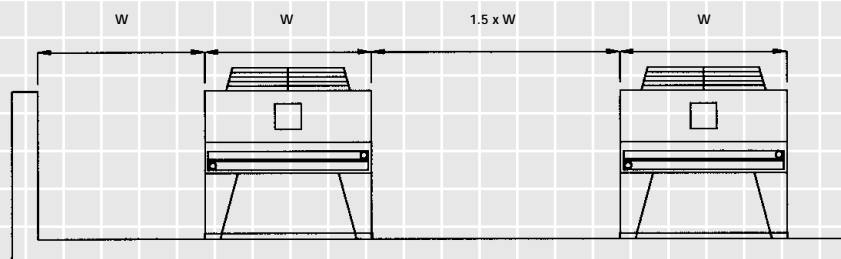
## Installation & Siting of Flat Bed Dry Air Coolers



### Installation and Siting Flat Bed Type Dry Air Coolers

Consideration must be given when siting a Dry Air Cooler to provide unrestricted ventilation to and from the unit whilst preventing recirculation. The units should preferably be sited in open space with no obstructions to airflow and no recycling of the air. If the site is confined by one or two sidewalls, care should be exercised in positioning. Flat Bed Type Dry Air Coolers require breathing space with adequate gaps between adjacent Dry Air Coolers or structures. If the space is restricted we would advise using our V configuration units.

The following notes are for general guidance. Heating and Cooling Coils Ltd Sales Engineering Department should be consulted for advice on particular installations.



## HEATING & COOLING COIL PRODUCTS LTD.

Unit 21 Wingate Road, Fort Brockhurst Ind Estate,  
Gosport, Hampshire, PO12 4DR

**Tel: 02392 501431. Fax: 02392 529272**

E-mail: [sales@handccoils.co.uk](mailto:sales@handccoils.co.uk) WEB: [www.handccoils.co.uk](http://www.handccoils.co.uk)



Bulletin DAC 1/3/07

We reserve the right to change in whole, or in part, the specification detailed in this brochure without prior notice, and when necessary, to achieve continuous production, to use alternative competitive designs of sub contract components made by various manufactures.